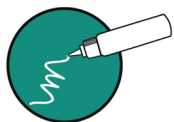


decofoil™


A fun and creative way to add a foil finish to any project!




decofoil™ Adhesive Pen is a permanent adhesive designed to make applying foil to paper even easier! Simply hand-draw or stencil a design on your paper project, cover with foil and run through a die cutting machine or laminator.



1. Hand-draw or stencil design on your paper project.



2. Cut a piece of foil slightly larger than the design. Place foil, color side facing up, on top of design and place inside folded cardstock (for die cut machine) or parchment paper (for use in laminator).



3. Run project in die cut machine using a wafer thin setting or insert project into laminator.



4. Peel foil transfer sheet away from Adhesive Pen design. Apply adhesive on the backside and adhere to project.



Inspire • Create • Shine